

DARK CUBE Beyond the Limits

- Dual Front Panel Options
- Build-in LED Lighting Bars
- Slide-Open Case Structure
- Aerospace Standard Aluminum Alloy
- TYPE-C3.1 Ready
- Top GPU Showcase



BEYOND THE LIMITS

The Dark Cube is a masterpiece of the revolutionary ITX case from Antec. In this untraditional case, the configurations still provide powerful support for your gaming gear. With the mini size, the motherboard support can still reach up to M-ATX. Many convenient designs allow you to have a better PC-DIY experience. The Dark Cube supports high-end hardware and goes beyond the limits.

The Dark Cube provides dual front panel options. You can choose between tempered glass or mesh front panels according to your needs of airflow performance or gaming gear showcase.

Net Weight: 10.2 Kgs
Gross Weight: 12.8 Kgs

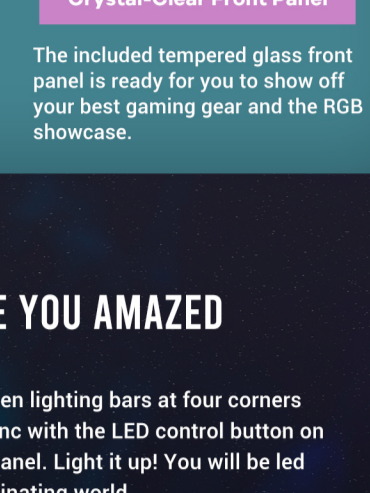
CHOOSE YOUR OWN STYLE

DUAL FRONT PANELS INCLUDED



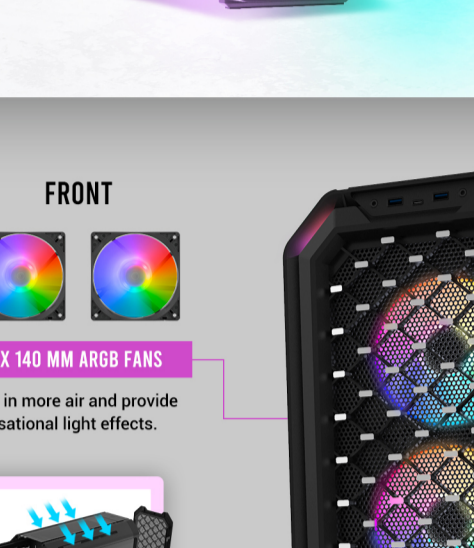
Diamond Grille Front Panel

The pre-installed diamond grille front panel presents a low-key luxury image. Meanwhile, it allows the Dark Cube to pull in more air and enhance the cooling.



Crystal-Clear Front Panel

The included tempered glass front panel is ready for you to show off your best gaming gear and the RGB showcase.



MAKE YOU AMAZED

The hidden lighting bars at four corners are in sync with the LED control button on the I/O panel. Light it up! You will be led to a fascinating world.

FRONT

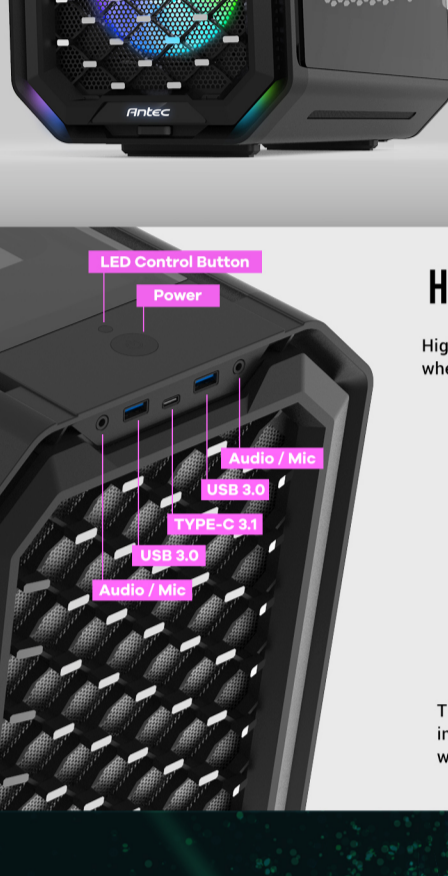


2 X 140 MM ARGB FANS

Pull in more air and provide sensational light effects.



Airflow Diagram



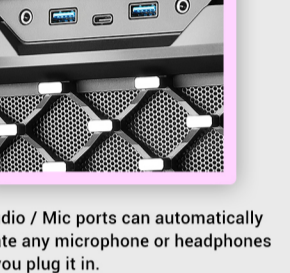
READY TO BE COOL

Recommendation for Case Fans

REAR



1 X 120 MM FAN
Cool your system fast.




HOT-SWAP I/O PANEL

High-end I/O connectors reduce your trouble when installing your Gaming PC.

The Audio / Mic ports can automatically integrate any microphone or headphones when you plug it in.

MORE THAN FANTASTIC

The Dark Cube features a slide-open case structure. Combined with Micro-ATX configurations, the metallic rails on the top and bottom will bring you the best PC-DIY experience than ever.

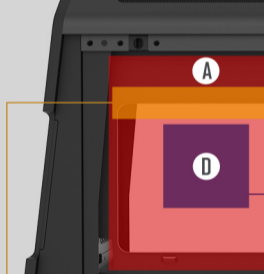


Aerospace Standard Aluminum Alloy

The case structure was made of 3 mm aerospace standard aluminum alloy.

TOP OF YOUR GAME

The Dark Cube also features upside-down configurations. It not only reduces the troubles of heat dissipation but also allows you to show off your fascinating GPU.



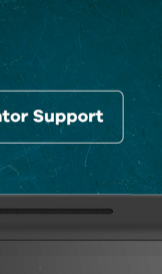

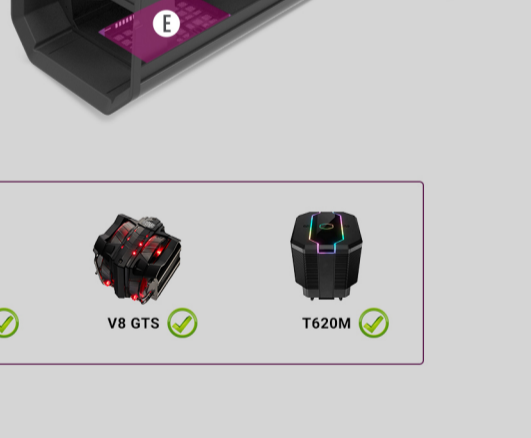
Top GPU Showcase

With the crystal-clear top panel, you can enjoy the light effects of your GPU anytime.



POWERFUL THAN YOU THINK

- A** Motherboard support: Up to Micro-ATX
- B-1** 2.5" SSD: 1
- B-2** 3.5" HDD: 1
- C** Max GPU Length: up to 330 mm
- D** CPU Cooler Height: up to 175 mm
- E** Max PSU Length: ≤ 220 mm

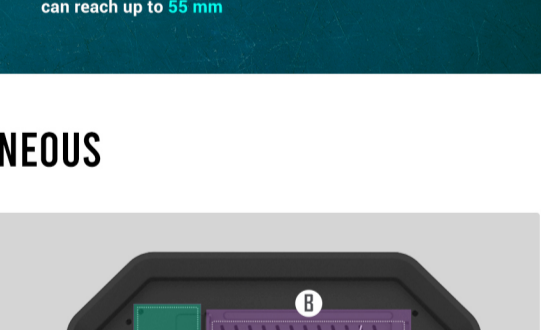


COOLING POTENTIAL

Fan Support



Radiator Support

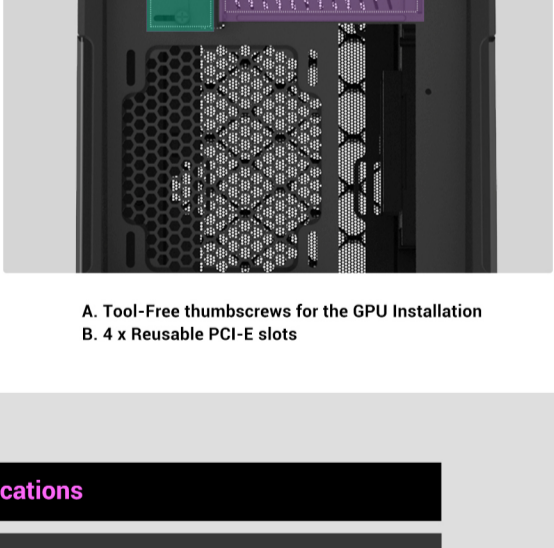


When front fans are installed, the max radiator length can reach up to 55 mm

MISCELLANEOUS



Removable dust filter at the bottom



A. Tool-Free thumbscrews for the GPU Installation
B. 4 x Reusable PCI-E slots

Case Specifications	
Case Dimensions	512 x 240 x 406 mm (DWH)
Form Factor	Mid-Cube
Materials	Steel + Plastic + Aluminum Alloy + Glass
Motherboard Support	M-ATX, ITX
I/O Ports	Power, LED Control Button, 2 x USB3.0, HD-AUDIO, TYPE-C3.1
Side Panel	Glass
Expansion & Drive Bays	
Expansion Slots	4
3.5"	1
2.5"	1
Fan Support	
Front	2 x 120 mm / 2 x 140 mm
Rear	1 x 120 mm
Radiator Support	
Front	120 / 240 mm
Rear	120 mm
Clearances	
Max GPU Length	≤ 330 mm
Max CPU Cooler Height	≤ 175 mm
Max PSU Length	≤ 220 mm
Miscellaneous	
Dust Filters	Bottom
Net Weight	10.2 Kgs
Gross Weight	12.8 Kgs
Warranty	2 Years
UPC#	0-761345-80034-1